

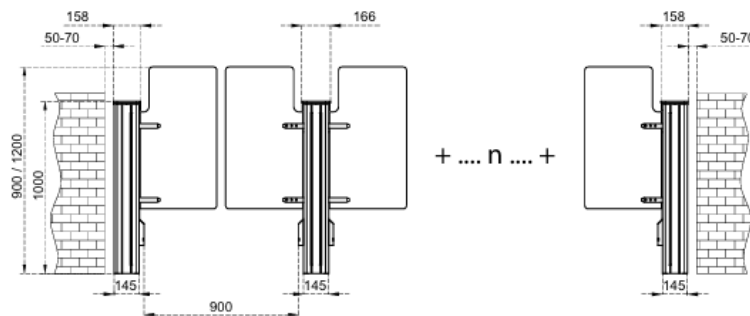
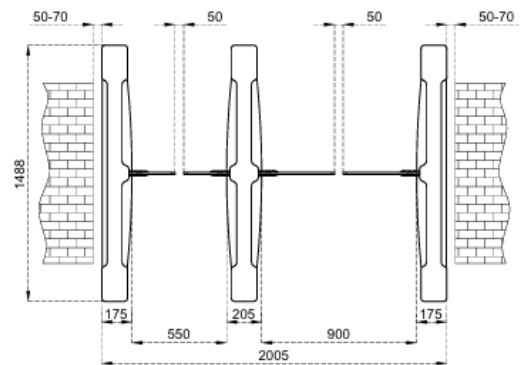
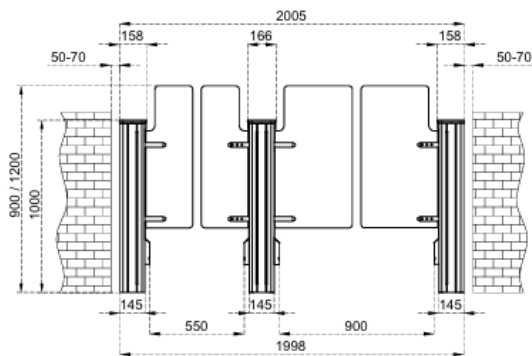
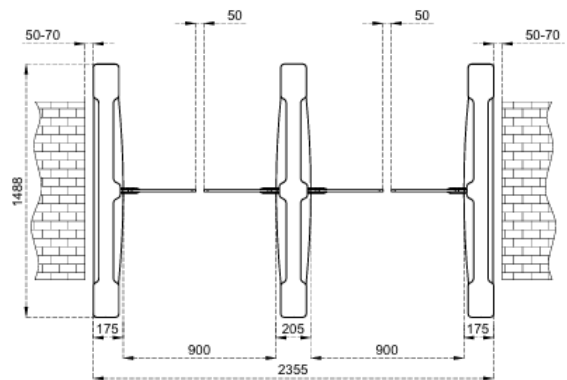
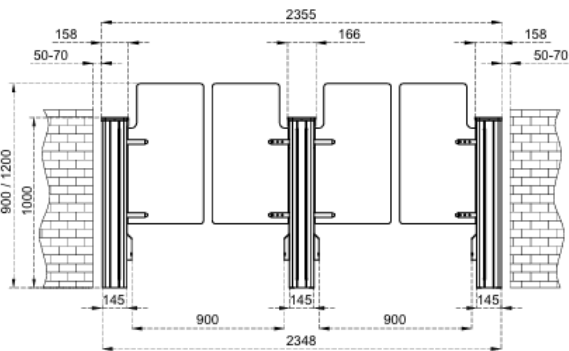
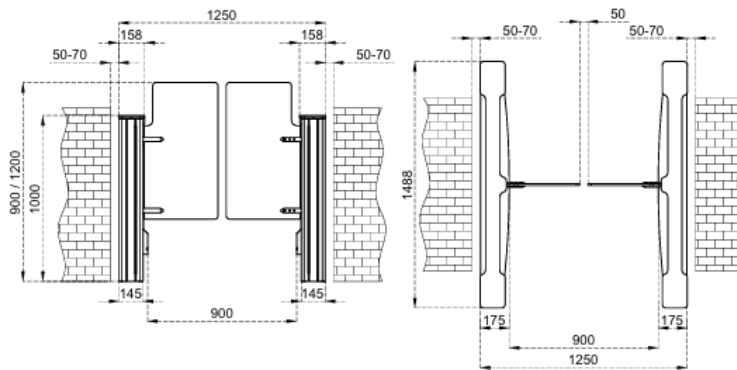
550 & 900 mm net passage width combinations can be created.

Technical Features

Place of Use	Indoors.	
Operating Temperature, Humidity	-20°C/+68°C (opt. -50°C with heater positive), RH %95 non-condensing.	
Operating Intensity	%100, 7/24 use.	
Material Specifications	Body	304 grade (opt. 316 grade) satine brushed stainless steel, acrylic panel side walls.
	Top Lid	10 mm black tempered glass .
	Wings	10 mm tempered glass with 900 – 1200 – optionally 1500 mm wing height choices.
Indicators	Direction and Passage Indicators : Vertical LED and sliding asteroid animated LED on top lid standard.	
Power	Operating Voltage	: 110/220V AC 50/60 Hz. (±%10), 24V DC.
	Consumption (single)	: 8W at stand-by, max ~38W
Operating Modes	Consumption (center)	: 16W at stand-by, max ~38+38W (varies according to the options and accessories used)
	System operates bi-directionally (entry-exit). Operation modes can be changed through dip switch.	
Operating System	Entry - exit controlled	Entry - exit free
	Entry controlled, exit free	Exit controlled, entry free
Control System	Suitable for passage with wheelchairs, suitcases and trolleys with clear passage width up to 900 mm. Electromechanical motorised system with electronic torque and sensor controls that provides wing movement swinging to passage direction for rapid passages. A passage lane consists of min. 2 pieces of single units facing each other. Electromechanical motorized wings are closed at stand-by (opt. open). Person requests authorisation from the access control device (3rd party device) connected to the gate's entry system. Upon authorisation, wings open, passage of the person is monitored by the multi-sensors along the passageway and wings close upon completion of the passage. In case of subsequent access authorisations, wings keep open until the last person completes his passage and then close. Wings do not move and do not harm the person in case the person is between the wings thanks to the sensors. In addition, electronic torque control system is continuously active during closing of the wings. Sensors along the passageway detects suitcase providing secure and comfortable passages. Systems generates audio/visual alarm in case of tailgating or illegal passage attempts. System message codes can be monitored from the internal diagnostic screen.	
	All functions, parameters and operating modes can be changed through the control board (microprocessor controlled). All inputs are opto-coupler protected. Controllable by dry contact (ground control). Compatible with all kinds of access control device. Optional RS232, RS485 or TCP/IP module is available.	
Flow Rate	Wing opening / closing time : ~0,8-1,2 sec. (depending on the wing height)	Free passage mode : ~50 pass/min. Nominal : ~25 pass/min. (passage rate can change depending on the access control system utilized)
Emergency Mode	Wings provide a free passageway by automatically opening to the preferred direction adjustable by dip-switch (fail safe). Works compatible with fire warning and similar systems. At the end of an emergency situation, system returns to its normal operating mode.	
Power-off Situation	Wings provide a free passageway pushed manually to either entry or exit direction (fail safe). Wings provide a free passageway by automatically opening to the preferred direction with the optional internal battery adjustable by dip-switch.	
Weight	Single : ~70 kg	Center : ~85 kg
Optional Features and Accessories	Wireless remote control (receiver-transmitter), manual control, coin slot and coin box, single/multiple intelligent coin/token slot and box, card reader mounting bracket, heater positive, top lid weight sensor, bottom plate, battery back-up, internal battery, 316 grade stainless steel, RS232-RS485-TCP/IP modules, different outer body materials (mirror black, bronze, etc), stainless steel top lid, different wing heights, motorized card collector unit and card collection box.	

*Design and specifications are subject to change without notice.

Dimensions (mm)



*Design and specifications are subject to change without notice.